ES COPIA DEL PLANO G.V.O. 813
M. BELLIDO/MD - GERENCIA DE SEGURIDAD - O.A.R.T.

SECCION I-J-K-L-M-N-O

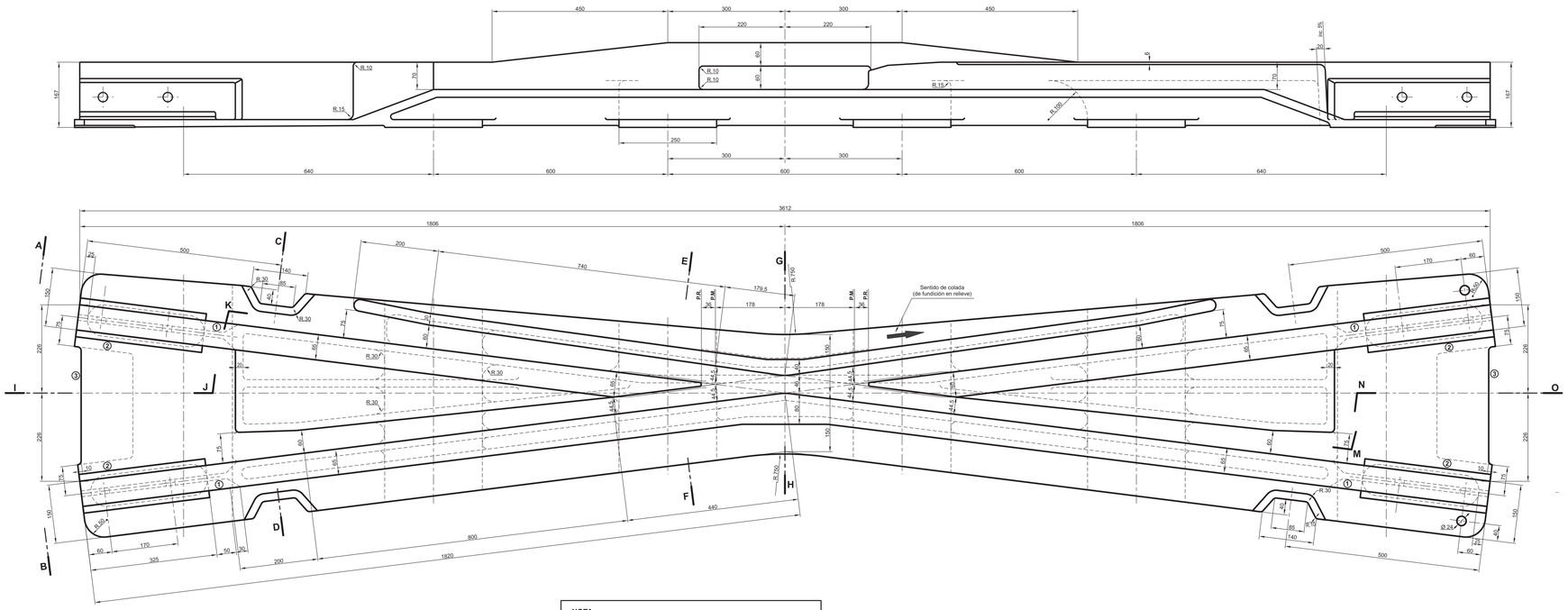

LINEAS DIRECTRICES

Esc. 1:25

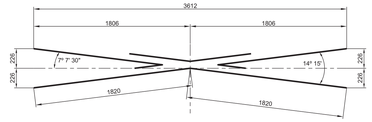

DETALLE DE LA PUNTA

Esc. 1:2,5

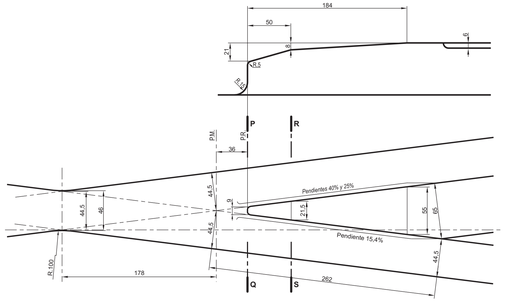

SECCION P-Q

Esc. 1:1

SECCION R-S

Esc. 1:1

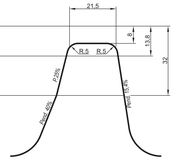

NOTA:

ESTE PLANO MODIFICA PARCIALMENTE EL ORIGINAL Nº A-889.16

1. Se amplió zona de eclisaje.
2. Se amplió zona de apoyo de durmientes en extremos.
3. Se modificó perfil suela en extremos

Marca del corazón:

F.A. U 36 TO 1/4 - Nº de pieza
Fábrica, mes, año (dos últimas cifras), Nº Orden de Compra

Comienzo del perfil maquinado
DETALLE

Esc. 2:1

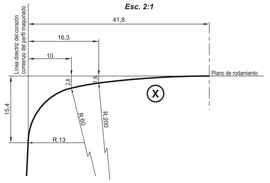

MATERIAL: Aº Manganeso

PESO: 750 kg

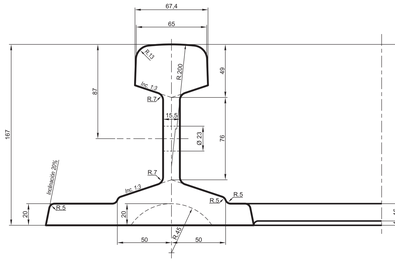

MEDIA VISTA POR A-B

Esc. 1:2

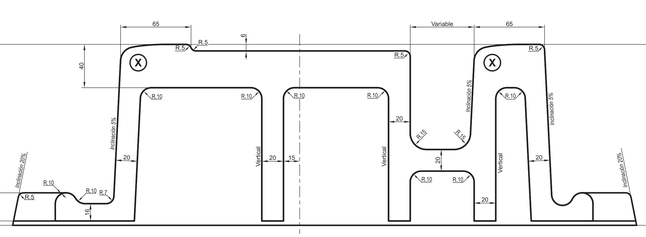

SECCION C-D

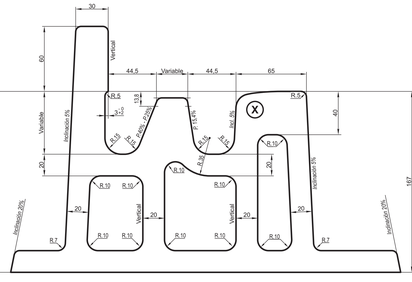

SECCION E-F

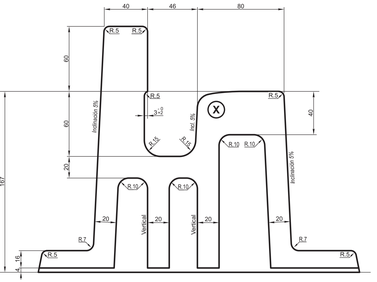

SECCION G-H

APARATOS DE VIA TROCHA **CORAZON OBTUSO Tg. 1/3,937**				FERROCARRILES ARGENTINOS AREA: VIA Y OBRAS
ESCALA: 1:2 - 1:5	TROCHA	LINEAS:	UTILIZACION: VIA	EMISION: 1
FIRMA Y FECHA APROB.		N° DE PLANO: G.V.O. 813		