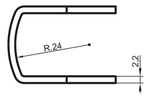

4 PREFIJO: G.m. 85/89

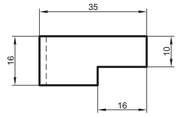

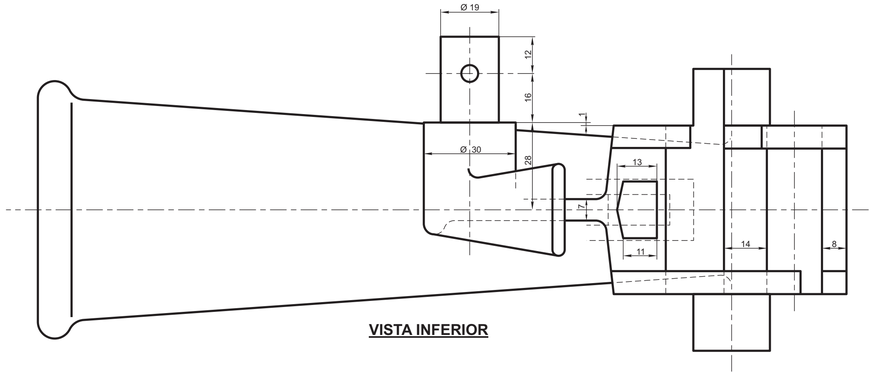

VISTA INFERIOR

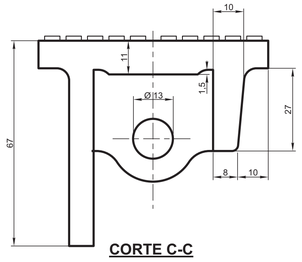

CORTE C-C

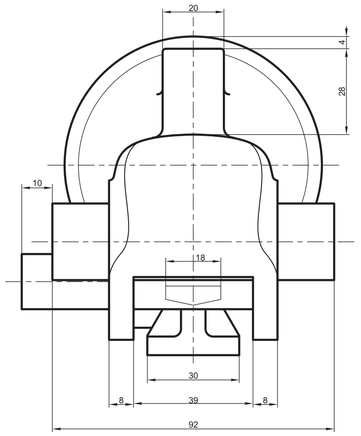

ELEVACION FRONTAL

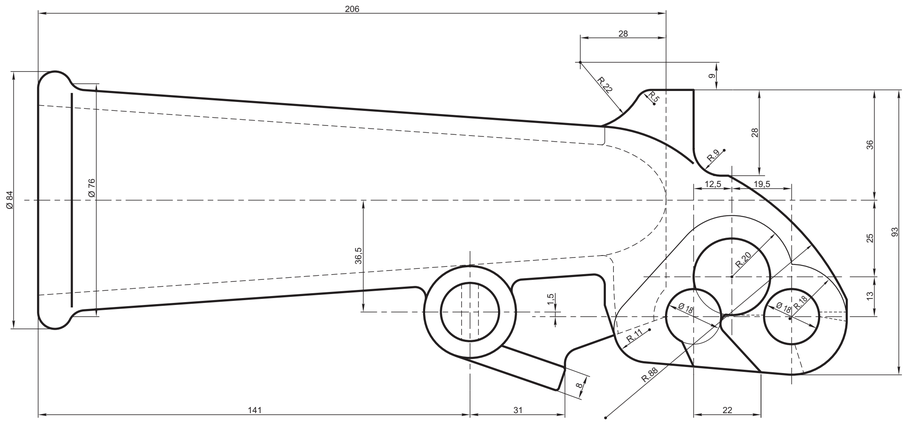

ELEVACION LADO DERECHO

1 PREFIJO: G.m. 85/78

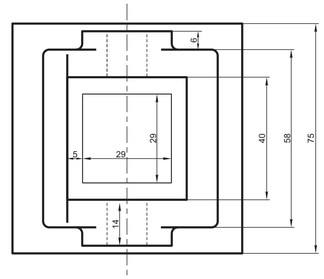

VISTA INFERIOR

2 PREFIJO: G.m. 85/56

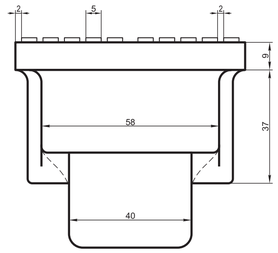

ELEVACION FRONTAL

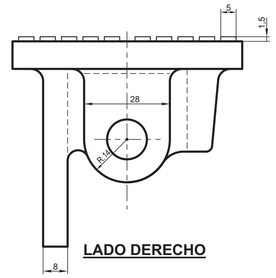

LADO DERECHO

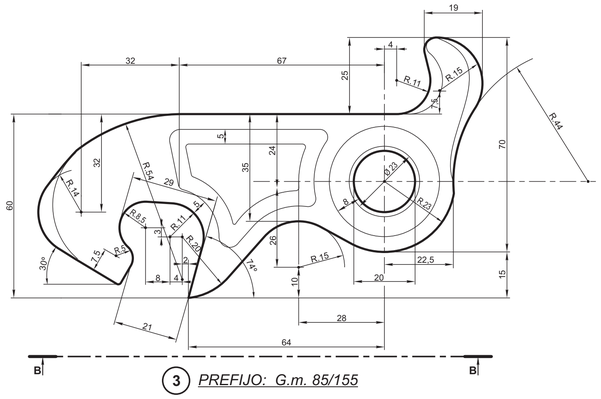

3 PREFIJO: G.m. 85/155

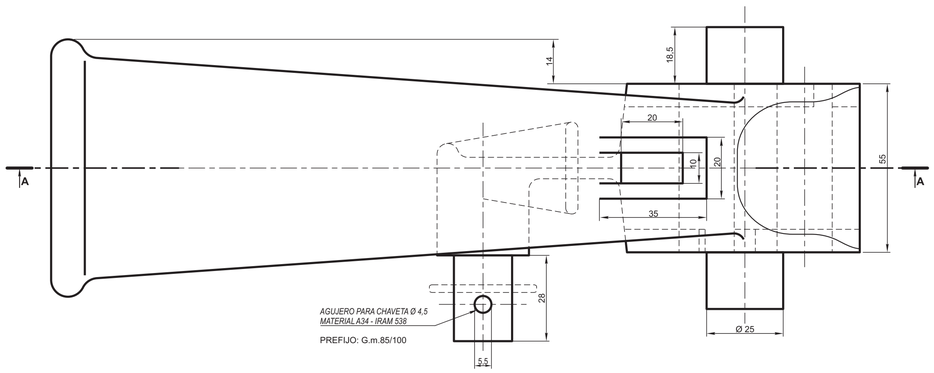

PLANTA

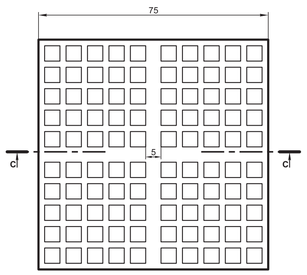

PLANTA

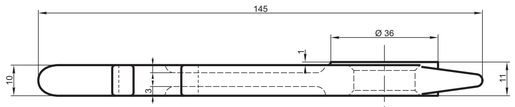

VISTA B-B

PREFIJO: G.m. 85/23

5

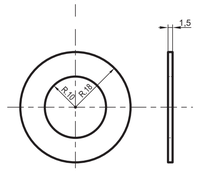

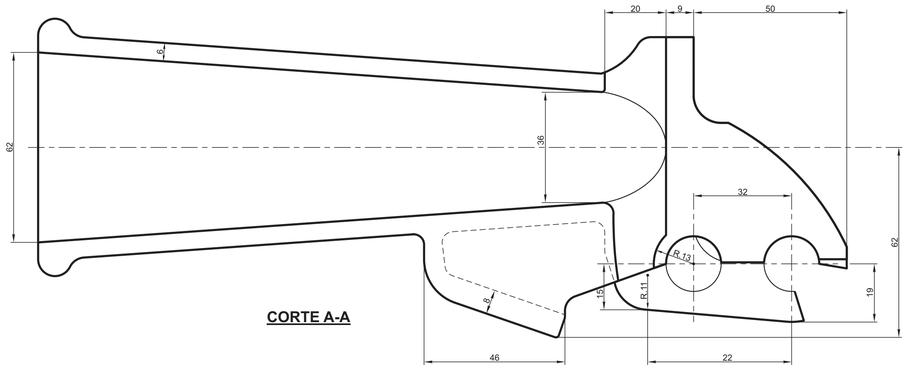

CORTE A-A

Nº	DENOMINACION	CANT.	MATERIAL
5	Arandela	1	Acero C.1.070 - IRAM 600
4	Chaveta de buje	2	Acero C.1.070 - IRAM 600
3	Palanca de disparo	1	Acero Forjado C.1.045 - IRAM 600
2	Cabezal	1	Acero Moldeado Am 55 - IRAM 527
1	Cubo de palanca	1	Acero Moldeado Am 55 - IRAM 527

GATO DE VIA - 15 tn

ACCESORIOS

CUBO DE PALANCA, CABEZAL, PALANCA DE DISPARO Y CHAVETA DE BUJE

CNRT

AREA: VIA Y OBRAS

DIBUJO: Mónica Balbocchio	REVISO: Carlos Montevardi	AREA VIA Y OBRAS: Ing. Carlos Curiás
Fecha: 12/3/2018		

ESCALA	TROCHA	LINEAS:	UTILIZACION	EMISION
1:1	TODAS	TODAS	VIA	1

FIRMA Y FECHA APROB.: 16/03/2018

Ing. Horacio Faggiani
Gerente de Control Técnico Ferroviario

N° DE PLANO: GCTF (VO) 052/4